



58-400-73S

**SMOOTH TOP &
RIBBED SIDES**

CLOSURE SPECIFICATIONS

Diameter: 58 mm
Thread Profile: 400
Neck Finish: 58-400
Closure Top: Stipple
Closure Sidewall: Fine Ribbed
Material: PP

PRODUCT BENEFITS

- » A great general-purpose closure
- » Fine-ribbed sides are easier to grip
- » Popular for vitamins and nutraceuticals
- » Stocked in white (colors available)

MARKETS

- » Food
- » Dairy Products
- » Dressings & Sauces
- » Medical Products
- » Nutraceuticals
- » Personal Care/Cosmetics
- » Pharmaceuticals

OPTIONS

- » Available in white, several standard colors and custom colors
- » Can be lined with a wide variety of liner systems including SureSeal (foam), pressure sensitive and heat induction (foil) liners

PACKAGING & FREIGHT INFORMATION

PACK TYPE	PCS/CTN	CTNS/PALT	PCS/PALT	CTN WT*	PALT WT*	FRT CLASS
Bulk	1,850	15	27,750	24.2335 (1)	363.5025 (1)	125.0 (1)
Bulk	1,850	15	27,750	28.2651 (2)	423.9675 (2)	100.0 (2)

CARTON DIMENSIONS

24 x 16 x 15

PALLET DIMENSIONS

48 x 40 x 50

(1) Unlined Closures (2) Lined Closures * Approximate


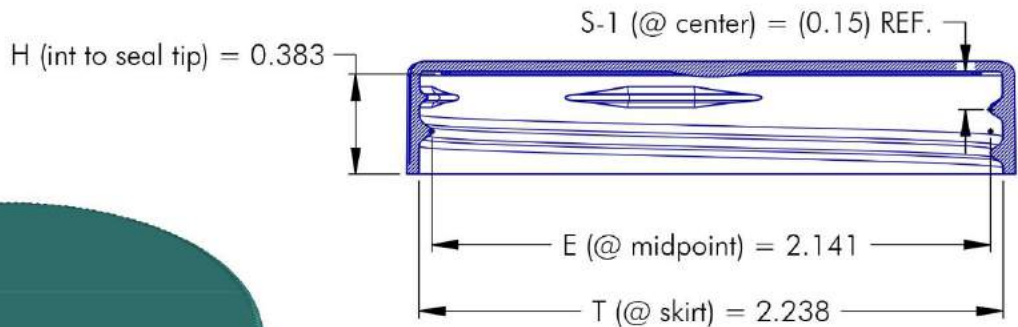
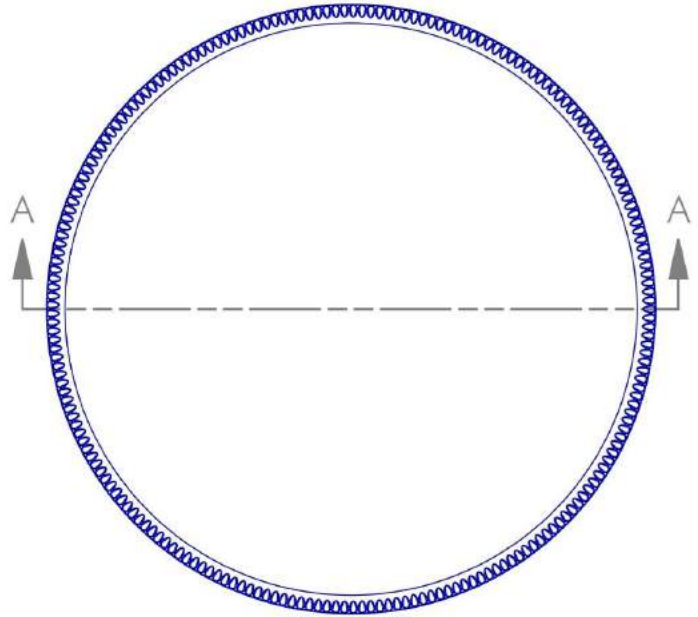
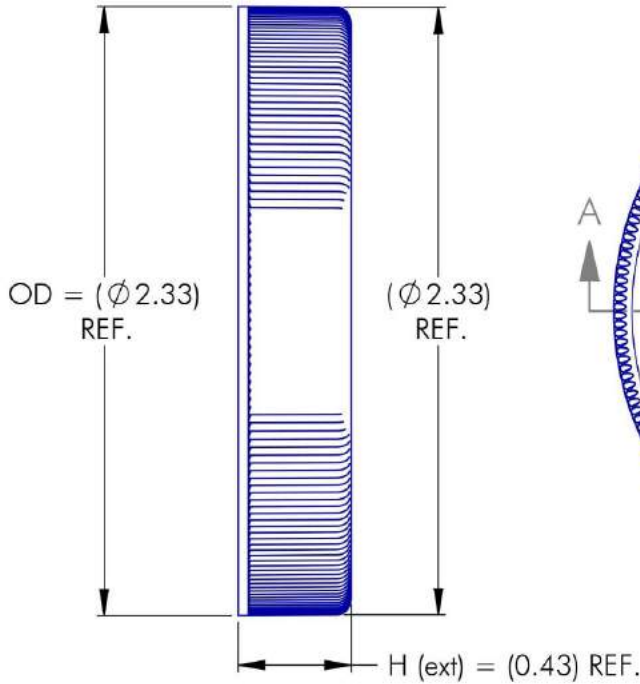
LOCATIONS

NAPERVILLE, IL • NEWPORT, TN • DAVENPORT, IA
 GREENCASTLE, IN • ONTARIO, CA • STAINES, UK



Phoenix Closures, Inc.

Quality and Innovation Since 1890



NOTES: (UNLESS OTHERWISE SPECIFIED)

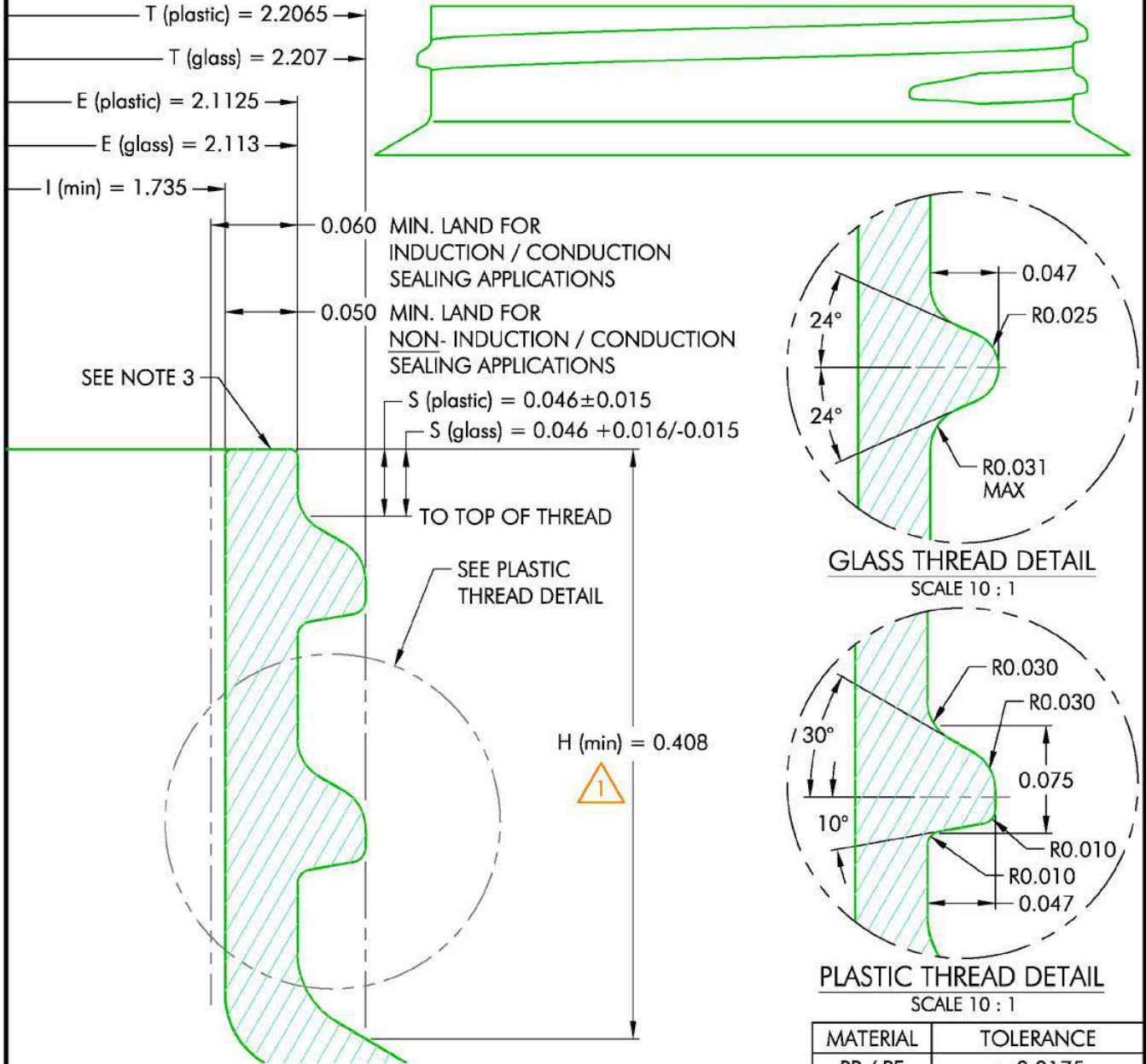
1. ALL DIMENSIONS ARE IN INCHES.
2. TOLERANCE ON ALL DIMENSIONS IS ± 0.010 " EXCEPT WHERE NOTED AS "REF."

#	00.00.00	-	--	PITCH (TPI): 6	# OF TURNS: 1-1/8	MATERIAL: POLYPROPYLENE
REV	DATE	DESCRIPTION	BY	DRAWING #: 58 - 400 - 73 (S)		SCALE: 1-1/2 : 1
<p style="color: red; font-size: small;">THIS OR FACSIMILE THEREOF IS THE EXCLUSIVE PROPERTY OF PHOENIX CLOSURES, INC. AND MAY NOT BE REPRODUCED WITHOUT THE EXPRESSED WRITTEN CONSENT OF PHOENIX CLOSURES, INC. SOME OR ALL OF THE ITEMS DEPICTED ON THIS DRAWING MAY BE COVERED BY CURRENT PATENTS OR PATENTS APPLIED FOR BY PHOENIX CLOSURES, INC.</p>				DESCRIPTION: 58-400 CLOSURE w/ FINE RIB & SMOOTH TOP		
				DRAWN BY: DAA	DATE: 05.04.10	APPROVED BY: LRE



Phoenix Closures, Inc.

Quality and Innovation Since 1890



NOTES: (UNLESS OTHERWISE SPECIFIED)

1. ALL DIMENSIONS ARE IN INCHES.
2. TOLERANCE ON ALL DIMENSIONS GIVEN BY CHART.
3. UNEVEN LAND CONDITIONS (SADDLES, SLOPES OR DIPS) WILL ADVERSELY AFFECT CLOSURE FIT & SEAL.

MATERIAL	TOLERANCE
PP / PE	± 0.0175
PET	± 0.008
GLASS	$+0.017 / -0.018$

REV	DATE	DESCRIPTION	DN	BY
1	07.26.02	CHANGE MINIMUM HEIGHT FROM 0.400		

PITCH (TPI): 6	# OF TURNS: 1-1/8	MATERIAL: PER CHART
DRAWING #: 58-400-FINISH		
DESCRIPTION: FINISH FOR USE WITH PCI 58-400 CLOSURES		
FILE: 58-400-FINISH-R1.dwg	SCALE: 10 : 1	
DRAWN BY: BEZ	DATE: 06.19.00	APPRVD BY: LRE
	REV: 1	BF

THIS OR FACSIMILE THEREOF IS THE EXCLUSIVE PROPERTY OF PHOENIX CLOSURES, INC. AND MAY NOT BE REPRODUCED WITHOUT THE EXPRESSED WRITTEN CONSENT OF PHOENIX CLOSURES, INC.